

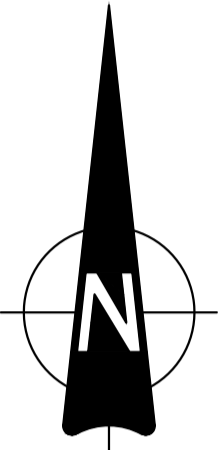
NOTE:
WATERMAIN MATERIAL TO BE PE 100 (SDR 11 OR 17) IN COMPLIANCE WITH SECTION 3.9 OF IRISH WATER, "WATER SUPPLY INFRASTRUCTURE CODE OF PRACTICE"

NOTE:
AIR VALVE AND HYDRANTS COVERS, WHERE LOCATED IN GRASS AREAS, SHALL BE SURROUNDED BY A CONCRETE PLINTH IN COMPLIANCE WITH SECTION 3.18 OF IRISH WATER, "WATER SUPPLY INFRASTRUCTURE CODE OF PRACTICE"

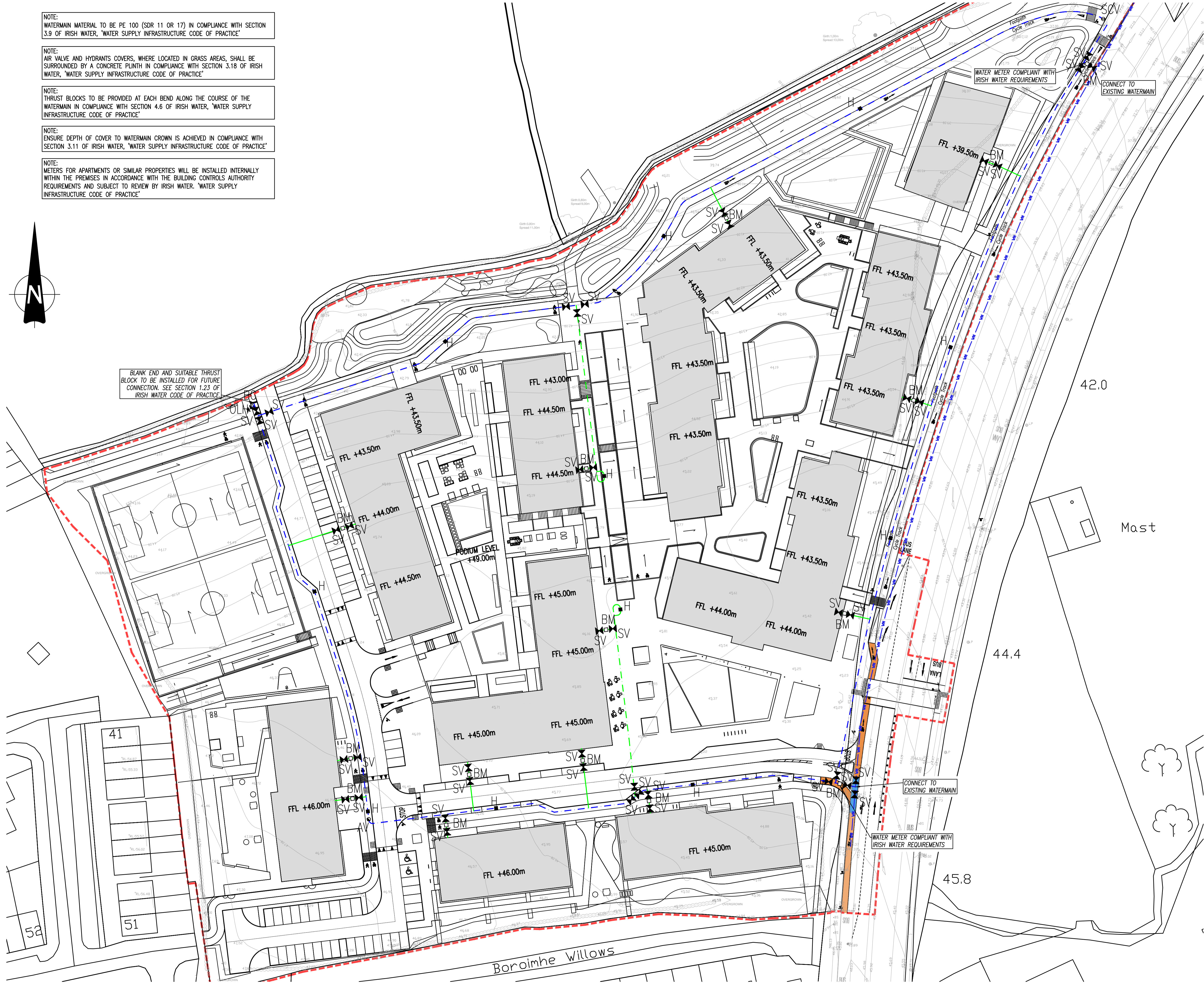
NOTE:
THRUST BLOCKS TO BE PROVIDED AT EACH BEND ALONG THE COURSE OF THE WATERMAIN IN COMPLIANCE WITH SECTION 4.6 OF IRISH WATER, "WATER SUPPLY INFRASTRUCTURE CODE OF PRACTICE"

NOTE:
ENSURE DEPTH OF COVER TO WATERMAIN CROWN IS ACHIEVED IN COMPLIANCE WITH SECTION 3.11 OF IRISH WATER, "WATER SUPPLY INFRASTRUCTURE CODE OF PRACTICE"

NOTE:
METERS FOR APARTMENTS OR SIMILAR PROPERTIES WILL BE INSTALLED INTERNALLY WITHIN THE PREMISES IN ACCORDANCE WITH THE BUILDING CONTROLS AUTHORITY REQUIREMENTS AND SUBJECT TO REVIEW BY IRISH WATER, "WATER SUPPLY INFRASTRUCTURE CODE OF PRACTICE"



BLANK END AND SUITABLE THRUST BLOCK TO BE INSTALLED FOR FUTURE CONNECTION. SEE SECTION 1.23 OF IRISH WATER CODE OF PRACTICE

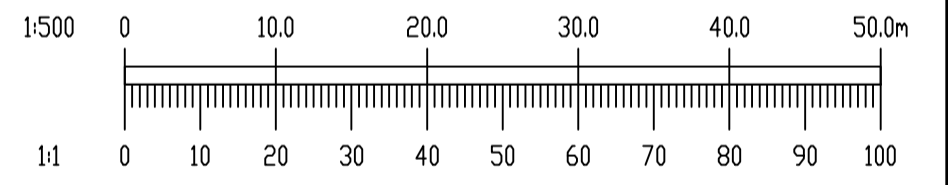


NOTES:

- DO NOT SCALE. USE FIGURED DIMENSIONS ONLY.
- THIS DRAWING IS TO BE READ IN CONJUNCTION WITH ALL OTHER RELEVANT ARCHITECTURAL AND ENGINEERING DRAWINGS.

LEGEND

- AREA OF PROPOSED DEVELOPMENT
- PROPOSED 200mmØ PE WATERMAIN
- PROPOSED 150mmØ PE WATERMAIN
- PROPOSED 100Ø CONNECTION
- SV PROPOSED SLUICE VALVE
- H PROPOSED HYDRANT
- WOH PROPOSED OFF-LINE HYDRANT
- BM PROPOSED BULK WATER METER
- SCV PROPOSED SCOUR VALVE
- NRV PROPOSED NON RETURN VALVE
- AV PROPOSED AIR VALVE
- BC PROPOSED BLANK CAP
- EXISTING WATERMAIN



Ordnance Survey Ireland
Ordnance Survey Ireland Licence No. EN 0006022 © Ordnance Survey Ireland/Government of Ireland.

13/04/22	ISSUED FOR PLANNING	PW	EC
REV. DATE	AMENDMENT	DRN	APPD

STATUS FOR PLANNING ONLY NOT FOR CONSTRUCTION

Waterman Moylan
Engineering Consultants
BLOCK 5, EASTPOINT BUSINESS PARK, ALFIE BYRNE ROAD, DUBLIN D03 H3F4 IRELAND. Tel: (01) 664 8900
Email: info@waterman-moylan.ie www.waterman-moylan.ie

CLIENT **J. MURPHY (DEVELOPMENTS) LIMITED**
ARCHITECT **PCOT ARCHITECTS**

PROJECT **FOSTERSTOWN NORTH SHD, FOSTERSTOWN, SWORDS, Co. DUBLIN**

TITLE **PROPOSED WATER SUPPLY LAYOUT**

DRAWN PW	DESIGNED EC	APPROVED JG	DATE APRIL 2022
SCALE 1:500 @ A1	JOB NO. 17-062	DRG. NO. P310	REVISION -

© 2017. This drawing is copyright. No part of this document may be re-produced or transmitted in any form or stored in any retrieval system of any kind without the written permission of the consulting engineer in copyright. Under no circumstances shall the engineer be held liable for any loss or damage arising from the use of this drawing for any purpose other than that for which it was originally issued.